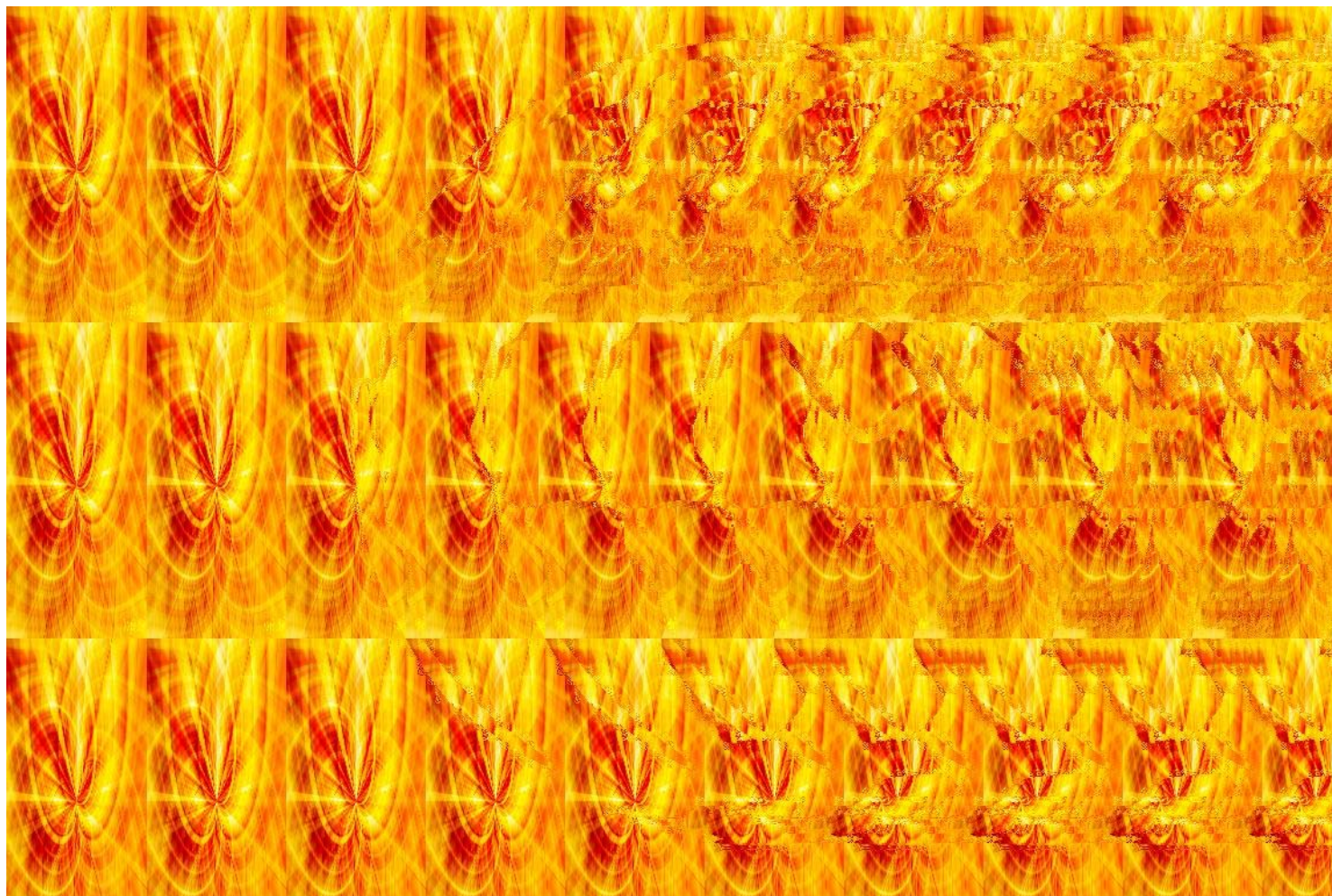


Eksamen

15.05.2009

ENG0012 Engelsk 10. årstrinn



In this exam there are three tasks. You must do all three tasks.

Tasks 1 and 2

Paragraphs

A paragraph is about one idea. There is usually one key sentence which sums up the paragraph; this may or may not be the first sentence. The rest of the paragraph expands that one sentence, that one idea. Sometimes there are examples; sometimes there are explanations or reasons; sometimes there are arguments for or against.

Writing in paragraphs makes it easier for readers to read your text, and the text should flow. That is one of the reasons why you should not start each sentence on a new line.

Answer task 1 and task 2

Task 1

Passing on information-



- A world expert is coming to your school to give a talk on her/his special subject.
- Write two paragraphs for the school notice board – one about the speaker and one about the topic.
- Choose her/his specialized topic from part A1, A2 or A3 (not B or C).
- The expert can be real or imaginary, but your information must be based on what you have worked with on preparation day.

Start your first paragraph with the sentence:

We are pleased to welcome XXX who is a world expert on XXX to our school.

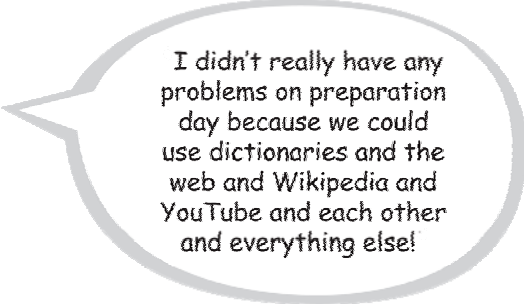
Start your second paragraph with the sentence:

XXX is a fascinating topic.

Task 2

Preparation day

Comment from one of last year's students:



I didn't really have any problems on preparation day because we could use dictionaries and the web and Wikipedia and YouTube and each other and everything else!

Write two paragraphs about how you worked on preparation day.

- Take the comment from last year's student as your starting point.
- Did you work in more or less the same way? Explain.

Task 3

Longer answer

- Choose ONE of the tasks from 3A to 3F.
- Include a reference to at least one text/event/person/picture etc. that you worked with on preparation day in your answer, no matter which task you choose.
- You can also use information, ideas, useful words and phrases etc. from any of the texts.

Task 3A

Write a story

Begin your story with: *The most important thing you should know about XXX is this. Never forget what's coming next.*


- Focus on a situation where something unexpected/unexplained happens.
- Describe the consequences of the unexpected/unexplained event.
- Use a mixture of fact and fiction.
- Find a suitable title to attract your reader.

Task 3B

Write an eye witness account

Mark Haddon wrote an eye witness account of something quite unexpected.

“It was seven minutes after midnight. The dog was dead.”



- Write an eye witness account of an unexpected event to publish on your school's website.
- Include an unbelievable or unexplained event you worked on during preparation day.
- Give details of the setting – place, time, atmosphere, other participants etc.
- Explain the effect of the event on yourself.

Task 3C

Planning a novel OR a film script

You are going to write a novel or a film script where something unexpected or unexplained happens.

- State the type of novel or film you are going to work on: science fiction, romantic, detective, factual drama, historical etc.
- Write a half-page summary of your novel or film (remember about paragraphs).
- Write the last page(s) of your novel or film script (not the whole novel/film script!).
- Find a suitable title to attract your reader.

Task 3D

Write an article with the title: Believe it or not!

- In your article, include:
scientific/technological discoveries
OR
historical/current events
OR
people with special skills.

You should also:

- Include personal thoughts and experiences.
- Discuss possible 'explanations'.
- End your article by giving your considered opinion.

Task 3E

Write a personal account with the title: A double life

- Write as if you were one of the characters in a text or a picture you worked with on preparation day.
- Make sure the reader knows who and what you are writing about – and why. (Remember the title: A double life)
- Include personal thoughts.
- Choose your own genre – a story, a diary/blog, a letter, a defence statement in court etc. Write your genre beside the title.

Task 3F

Write a story with one of the two titles below:

What meets the eye...

OR

What you see is not always what you get.

- Describe a situation which turned out not to be what it seemed at first.
- Focus on at least one text or picture you worked with on preparation day.
- State what you learned from this situation.
- Include a piece of advice to others.

Kolstadgata 1
Postboks 2924 Tøyen
0608 OSLO
Telefon 23 30 12 00
Telefaks 23 30 12 99
www.utdanningsdirektoratet.no